

magtivio



## MagSi-DNA FFPE

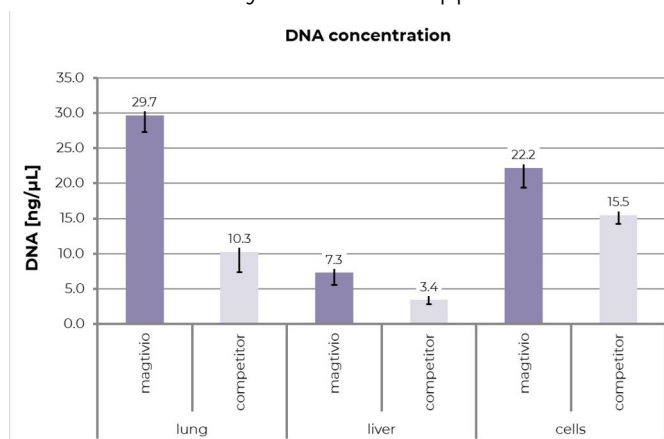
*Isolation of genomic DNA from formalin-fixed paraffin-embedded tissue*

## Genomic DNA from (FFPE) formalin-fixed paraffin-embedded tissues

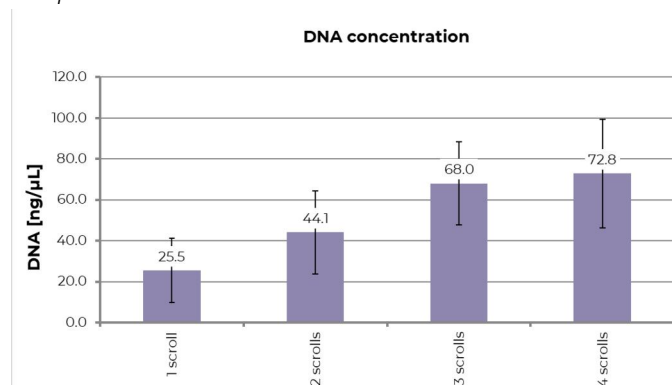
The **MagSi-DNA FFPE** kit is intended for manual and automated isolation of genomic DNA from mammalian FFPE tissue or cell samples. Processing time for the preparation of 96 samples is about 40 minutes plus an additional paraffin removal step and lysis incubation. The kit does not require phenol/chloroform extraction or alcohol precipitation and eliminates the need for repeated centrifugation, vacuum filtration or column separation. It allows safe handling of potentially infectious samples, and is designed to avoid sample-to-sample cross-contaminations. The obtained DNA can be used directly for downstream applications such as PCR, NGS, or any kind of enzymatic reaction.

### General Features

- Short and easy protocols, 96 samples in 40 minutes
- Multiple options for deparaffinization
- Eliminates need for repeated centrifugation, vacuum filtration or column separations
- Consistently high yield and purity of genomic DNA
- Suitable for many downstream applications

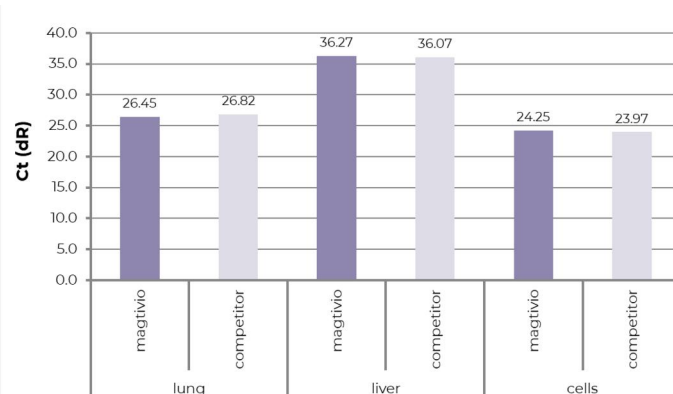


**Figure 1.** DNA concentrations (NanoDrop) obtained from different FFPE samples (liver, lung, cells) after extraction vs competitor.



**Figure 2.** DNA concentrations (NanoDrop) obtained from 1 to 4 scrolls (20 μm) of FFPE embedded cells. Corresponding DNA purity ratios A260/A280 range from 1.74 to 1.89. Sample deparaffinization was achieved using the melting procedure by heat incubation without xylene, mineral oil or other organic solvents.

**MagSi-FPII** beads are optimized for use in isolating total DNA from deparaffinized and lysed FFPE embedded tissue and cell samples. The beads are easy to handle and are supplied in an optimized storage buffer for increased suspension time. Depending on the sample materials RNA may be co-purified. If required RNase treatment has to be integrated in the purification protocol. RNase is not included in the kit.



**Figure 3.** Ct values obtained by qPCR (beta-actin) on purified lung, liver and cell samples versus competitor. Purified samples were used undiluted in the qPCR reaction. No PCR inhibition was observed.

### Easy to Automate

- Minimal accessory requirements
- PurePrep/ KingFisher™/ BioSprint 96/ MagMax™ protocols and consumables available
- Compatible with general liquid handling robots (e.g. Hamilton®, TECAN®)
- Magnetic separators for microtubes and microplates separately available for convenient manual or automated DNA extractions

### Ordering Information

Art. No.	Description	Amount
MDKT00240096	MagSi-DNA FFPE	96 preps
MDKT00240960	MagSi-DNA FFPE	10 x 96 preps

