

Radixact[®]

EXPANDS TREATMENT
LIKE NO OTHER SYSTEM
IN THE WORLD



ACCURAY

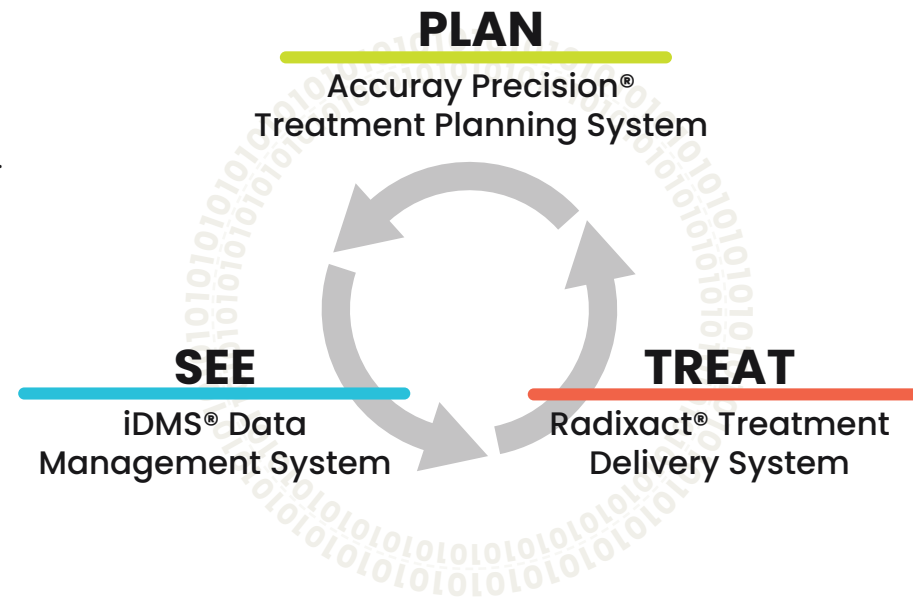
Deliver more. **Better. Faster.**

FULLY INTEGRATED TREATMENT PLANNING AND DELIVERY

As the radiation oncology field advances, interoperability is becoming a critical need. The Radixact® Treatment Delivery System provides a fully-integrated platform for uniquely smart treatment planning, data management and treatment delivery.

Expand clinical capabilities. Simplify workflows.

Deliver precise treatments to more patients.



Treatment Applications

The Radixact® System delivers x-ray radiation treatments via efficient workflows and precise treatment techniques in accordance with the physician-approved plan:

- Rotational and non-rotational radiation therapy
- Intensity-modulated and 3D conformal radiation therapy
- Image-guided and non-image-guided radiation therapy
- Motion synchronized radiation therapy

For the full range of radiation oncology patients

FULLY INTEGRATED TREATMENT PLANNING AND DELIVERY

PLAN

Accuray Precision® Treatment Planning System

KEY FEATURES

- Planning for multiple Accuray delivery systems
- Dose calculation for multiple systems on a single Accuray Precision® treatment planning workstation
- Treatment plan comparison
- AutoSegmentation® (head and neck, brain, male pelvis)
- Comprehensive contouring tools
- Remote review and approval of plans
- User-configurable dose volume display
- Multi-modality image support
- PreciseART® Adaptive Radiation Therapy
- PreciseRTX® Re-treatment
- VOLO™ Ultra Optimizer

SEE

iDMS® Data Management System

KEY FEATURES

- Remote review of daily imaging
- Digital signature capabilities
- Individual user privileges
- Patient record management for multiple Accuray Systems
- DICOM data import/export and interfaces with popular Oncology Information Systems
- Data storage and management tools with storage vault
- Disaster recovery features, including automatic backup and data mirroring
- Robust cybersecurity protection

TREAT

Radixact® Treatment Delivery System

KEY FEATURES

- 850 MU/Minute or 1000 MU/Minute* linac for treatment delivery
- 10 RPM gantry rotation image acquisition
- 6 MV system with integrated beamstop
- TomoHelical™ and TomoDirect™ Treatment Delivery modes
- Synchrony®** real-time target tracking with dynamic delivery
- ClearRT™*** helical fan-beam kVCT high-fidelity imaging technology
- CTrue™ IR (Iterative Reconstruction) image guidance
- TomoEDGE™ dose sculpting mode
- Continuous 360-degree treatment delivery
- 135 cm junction-free treatment field length




* On Radixact® X5™ and X7™ dose rate is 850 cGy/min - 1000 MU is a purchasable option. On Radixact X9™ 1000 MU is standard.

** Synchrony® technology is an optional upgrade available for purchase by hospitals.

*** ClearRT Helical kVCT Imaging for the Radixact® Treatment Delivery System may be subject to regulatory approvals and is not available in all markets.

THE RADIXACT® TREATMENT DELIVERY SYSTEM

WITH TOMOTHERAPY® PRECISION DELIVERY

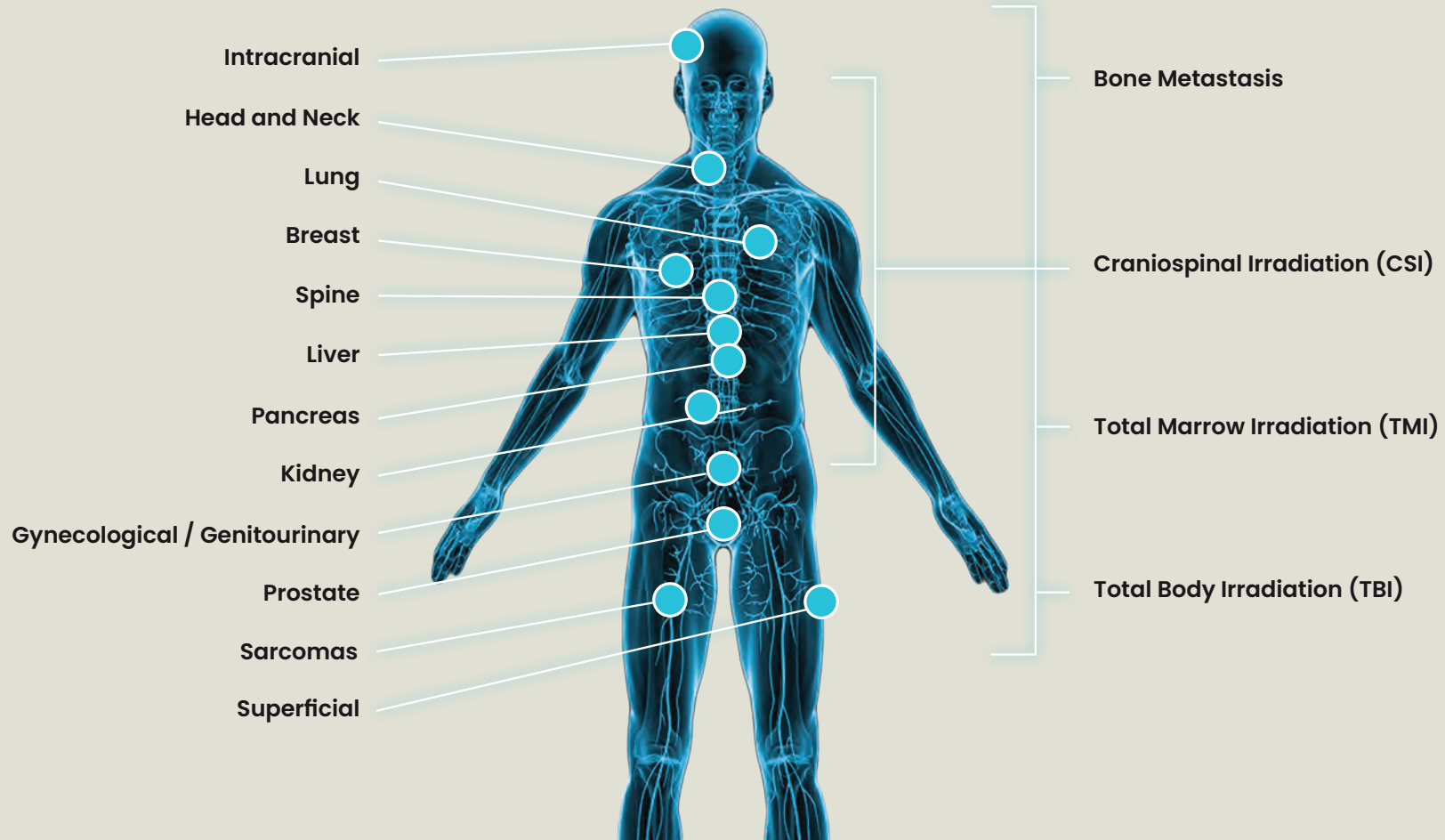


1. 850/1,000 MU linac
2. Sidearm magnetron
3. Binary MLC
4. 85 cm bore

5. Pre-calibrated RF chain
6. Temperature control
7. MV imaging detector
8. Couch catcher

9. Integrated patient couch
10. kV imaging source
11. kV imaging detector
12. Synchrony® Respiratory Camera Array

The Radixact® Treatment Delivery System is a 6 MV system with integrated beamstop and compact footprint — with an average installation in less than 21 days.



INDICATIONS

Radixact® Treatment Delivery System

Radixact®

For more information regarding the Radixact® Treatment Delivery System, visit www accuray.com/radixact/

Radixact®

ACCURAY

Deliver more. **Better. Faster.**



UNITED STATES

Accuray Corporate Headquarters

1310 Chesapeake Terrace
Sunnyvale, CA 94089
USA
Tel: +1.408.716.4600
Toll Free: 1.888.522.3740
Fax: +1.408.716.4601
Email: sales@accuray.com

Accuray Incorporated

1240 Deming Way
Madison, WI 53717
USA
Tel: +1.608.824.2800
Fax: +1.608.824.2996

ASIA

Accuray Japan K.K.

Shin Otemachi Building 7F
2-2-1 Otemachi, Chiyoda-ku
Tokyo 100-0004
Japan
Tel: +81.3.6265.1526
Fax: +81.3.3272.6166

Accuray Asia Ltd.

16/F, Tower 5, The Gateway
Harbour City
15 Canton Road, T.S.T
Hong Kong
Tel: +852.2247.8688
Fax: +852.2175.5799

EUROPE

Accuray Accelerator Technology (Chengdu) Co., Ltd.

No. 8, Kexin Road
Hi-Tech Zone (West Area)
Chengdu
611731 Sichuan
China

Accuray International Sarl

Route de la Longeraie 9
CH - 1110 Morges
Switzerland
Tel: +41.21.545.9500
Fax: +41.21.545.9501

Important Safety Information:

Most side effects of radiotherapy, including radiotherapy delivered with Accuray systems, are mild and temporary, often involving fatigue, nausea, and skin irritation. Side effects can be severe, however, leading to pain, alterations in normal body functions (for example, urinary or salivary function), deterioration of quality of life, permanent injury and even death. Side effects can occur during or shortly after radiation treatment or in the months and years following radiation. The nature and severity of side effects depend on many factors, including the size and location of the treated tumor, the treatment technique (for example, the radiation dose), the patient's general medical condition, to name a few. For more details about the side effects of your radiation therapy, and to see if treatment with an Accuray product is right for you, ask your doctor.

© 2023 Accuray Incorporated. All Rights Reserved. The stylized Accuray logo, TomoTherapy, H Series, Tomo, TomoH, TomoHD, TomoHDA, TomoEDGE, TomoHelical, TomoDirect, Hi Art, PlanTouch, PreciseART, PreciseRTX, Radixact, Accuray Precision, iDMS, ClearRT, Synchrony Fiducial Tracking, Synchrony Lung Tracking and Synchrony Respiratory Modeling are trademarks or registered trademarks of Accuray Incorporated in the United States and other countries and may not be used or distributed without written authorization from Accuray Incorporated. Use of Accuray Incorporated's trademarks requires written authorization from Accuray Incorporated. Other trademarks used and identified herein are the property of their respective owners. MKT000018(8)